

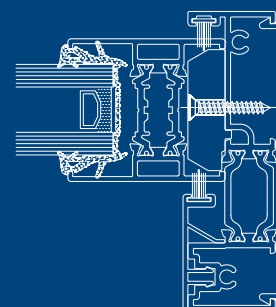
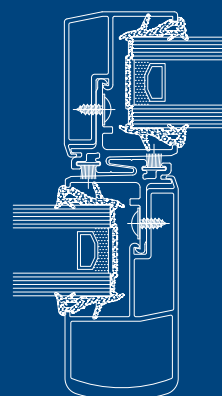
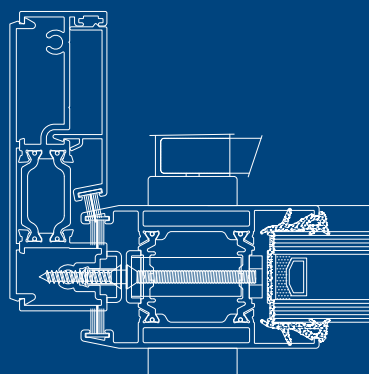


**smart**  
architectural aluminium

## Slide Mono Rail

Slide Mono Rail is a single track residential sliding door system that provides consumers with an attractive slim line sliding door that has all the advantages of modern thermal break profiles.

- U Value 1.6W/m<sup>2</sup>K
- Air Class 3, 600Pa
- Water Class 7A, 300Pa
- Wind Class A2, 600Pa
- BS 6375 Part 1: 2009 Resistance to Weather
- Security Multi-Point Lock



# Slide Mono Rail

Slide Mono Rail is a single track residential sliding door system that provides consumers with an attractive slim line sliding door that has all the advantages of modern thermal break profiles. The doors are ideal for use as an economic replacement for yesterday's aluminium sliding doors with traditional UK style construction whilst upgrading thermal performance for today's regulations. The slim sight lines are also ideal for contemporary new build applications.

Slide Mono Rail offers the option of 2 or 4 pane doors. The 2 pane mono-track option provides a single opening sash sliding over a fixed pane. The 4 pane option allows for two opening sashes in the centre sliding over fixed panes on either side.

The doors are fitted with a multi-point locking mechanism that locates into a one piece stainless steel keep offering enhanced security and ease of fabrication. The system is assembled through screw-fixing the outer frame head and sill into both jambs. The system uses wrap around glazing where sash profiles are fixed together around the glass units and gaskets. Profiles can be finished in a wide choice of standard and non-standard powder coated finishes from Smarts, including the popular Sensations range of textured finishes. Among the wide choice of finishes is dual colour, metallic and painted wood structure options.

## Technical Performance

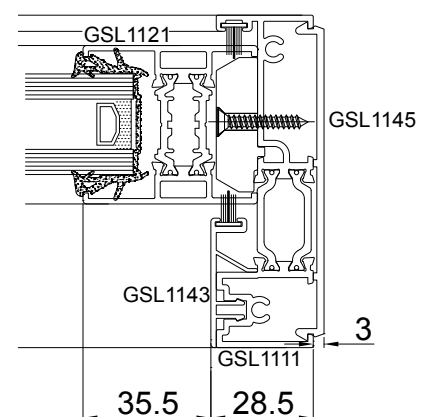
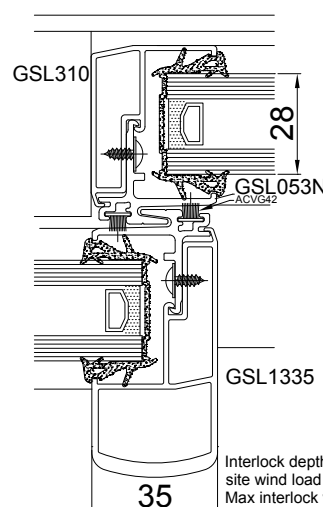
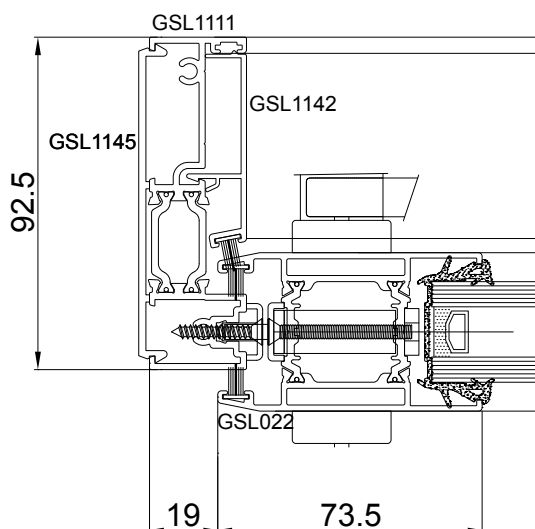

U Value	1.6W/m <sup>2</sup> K
Air	Class 3, 600Pa
Water	Class 7A, 300Pa
Wind	Class A2, 600Pa
Document L Compliant	
Glass	24mm, 28mm or 32mm
Dual Colour	Yes
Security	Multi-point lock

## Test Certification

BS 6375 Part 1	2009 Resistance to weather
----------------	----------------------------

## Design Limitations

Max Sash Weight	100kg
Max Sash Height	2100mm
Min Sash Height	1000mm
Max Sash Width	Providing the sashes are within the above limitations there is no maximum width



Interlock depth may change depending on size and site wind load  
Max interlock width is 36.5mm

## Smart Systems Limited

Arnolds Way | Yatton | Bristol | North Somerset | BS49 4QN | UK  
T +44 (0) 1934 876 100 | F +44 (0) 1934 835 169 |  
W [www.smartsystems.co.uk](http://www.smartsystems.co.uk) | E [sales@smartsystems.co.uk](mailto:sales@smartsystems.co.uk)

IMS126SMR.201504

The images, drawings and data shown in this brochure are for illustrative purposes only and are not binding in detail, colour or specification. We reserve the right to make changes to the product specification as technical developments dictate and without prior notice. We recommend that the user ensures that they are satisfied the product meets their requirements prior to purchase. ©Smart Systems Ltd 2014